

Community Living
And Support Services

3D Printed Assistive Devices Catalog



Table of Contents

How to Get Device -----	3
Bag Holder -----	4
Book Holder -----	5
Boomerang Bottle Opener -----	6
Can Handle -----	7
Finger Pen Holder -----	8
Fork/Spoon Aid -----	9
Key Turner -----	10
Palm Pen Aid -----	11
Reading Bar -----	12
Signature Aid -----	13
Zipper Aid A -----	14
Zipper Aid B -----	15
Zipper Aid C -----	16

How to Get a Device


- 1.) Browse the catalog of devices available to be printed
- 2.) Pick out which device(s) you would like to receive
- 3.) Contact Olivia Shope at oshope@classcommunity.org and include which device you would like to receive
- 4.) Schedule a time to come pick up the device
- 5.) Stop by the CLASS office to pick up device
 - a.) If you would like to take part in the capstone project, sign consent form and fill out the demographics survey at this time as well
- 6.) Take your device home and enjoy!
- 7.) If you are taking part in the capstone project, Olivia will schedule a second meeting time in 3-4 weeks to review your satisfaction with the service and the device. This can be done virtually

If you have questions about the devices or the capstone project please email Olivia at oshope@classcommunity.org

If you want to request a device that is not in the catalog, please reach out to Olivia at oshope@classcommunity.com, we will do our best to accommodate these requests but cannot guarantee that they can be printed at CLASS


Bag Holder

Description: A device that makes it easier to carry multiple bags. Works best if the bags are balanced.



Book Holder

Description: A device that helps to hold a book open using one hand. Great for paperbacks and small hardback books.



Boomerang Bottle Opener

Description: A device for opening bottles. The boomerang shape makes it easier to hold, works best on water and soda bottles.



Can Handle

Description: A device that puts a handle onto a can, makes it easier to hold. Fits a standard 355 ml can.




Finger Pen Holder

Description: A device that rings around the index finger to hold a pen in a tripod grasp. The pen snaps into the smaller loop.



Fork/Spoon Aid

Description: A device that acts as a cuff to make it easier to hold eating utensils.



Key Turner

Description: A device that attaches to a key to give a better grip and make it easier to turn in a lock. Key is bolted onto the drive with a screw.



Palm Pen Aid

Description: A device that acts as a cuff to make it easier to hold a pen or pencil.




Reading Bar

Description: A device that helps to isolate text on a page to make it easier to focus on reading one or two lines.




Signature Aid

Description: A device that makes it easier to sign a name or write in a particular space. It has boxes of different sizes and can fit in a wallet.



Zipper Aid A

Description: A device that makes it easier to use a zipper. It increases the size of the zipper and provides a larger hole allowing for a better grip. The zipper aid is attached using zip ties. Version A is the smallest one available and fits a smaller zipper size.



Zipper Aid B

Description: A device that makes it easier to use a zipper. It increases the size of the zipper and provides a larger hole allowing for a better grip. The zipper aid is attached using zip ties. Version B is the medium size available and fits a larger zipper size.



Zipper Aid C

Description: device that makes it easier to use a zipper. It increases the size of the zipper and provides a larger hole allowing for a better grip. The zipper aid is attached using zip ties. Version C is the largest one available and fits a smaller zipper size.

